

RODNEY W. ALLEN
Executive Director
rodneya@co.pickens.sc.us

APRIL BAGWELL
Office Coordinator
elections@co.pickens.sc.us

PICKENS COUNTY
ADMINISTRATION BUILDING
222 MCDANIEL AVE., B-9
PICKENS, SC 29671

MAIN PHONE LINES:
864-898-5948 OR 864-898-5949

FAX: 864-898-5637

<http://pickenselections.org/>



COMMISSIONERS:
GRETCHEN CAMPBELL
Chairperson

GENEVA ROBINSON
Vice-chairperson

SHEREE CHAPMAN
Secretary

HERB THOMPSON, JR

JUNE BOWERS

KATHLEEN HANE

MARY JANE GOOLSBY WEEKS

Registration & Elections Commission
State of South Carolina

Pickens County Board of Canvassers

Statement and Returns of Votes

For

Republican and Democratic Primary Elections June 10th, 2014

Certification Date: June 12th, 2014

We, the Pickens County Board of Canvassers do hereby certify the attached Election Summary Report as being the official results of the Special Election.

Gretchen Campbell,
Chairperson

Geneva Robinson,
Vice-Chairperson

Sheree Chapman,
Secretary

June Bowers

Mary Jane Goolsby Weeks

Herbert Thompson, Jr

Kathy Hane

Witnessed By:

Rodney W. Allen,
Executive Director

RODNEY W. ALLEN
Executive Director
rodneya@co.pickens.sc.us

APRIL BAGWELL
Office Coordinator
elections@co.pickens.sc.us

PICKENS COUNTY
ADMINISTRATION BUILDING
222 MCDANIEL AVE., B-9
PICKENS, SC 29671

MAIN PHONE LINES:
864-898-5948 OR 864-898-5949

FAX: 864-898-5637

<http://pickenselections.org/>




COMMISSIONERS:
GRETCHEN CAMPBELL
Chairperson
GENEVA ROBINSON
Vice-chairperson
SHEREE CHAPMAN
Secretary
JUNE BOWERS
KATHLEEN W. HANE
JANE GOOLSBY WEEKS
HERB THOMPSON JR.

Registration & Elections Commission


Oath of Board of Canvassers

June 12th , 2014


"I do solemnly swear, or affirm, that I am duly qualified, according to the Constitution of this State, to exercise the duties of this office to which I have been appointed, and that I will, to the best of my ability, discharge the duties thereof, and preserve, protect, and defend the Constitution of this State and of the United States. So Help me God."




Gretchen Campbell,
Chairperson



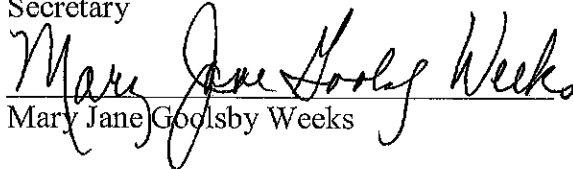
Geneva Robinson,
Vice-Chairperson




Sheree Chapman,
Secretary



June Bowers



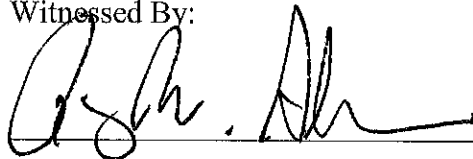
Mary Jane Goolsby Weeks



Herbert Thompson, Jr

Kathy Hane

Witnessed By:



Rodney W. Allen,
Executive Director

	TOTAL VOTES	%	Optical	iVotronic	Flash Data
PRECINCTS COUNTED (OF 66)	66	100.00			
REGISTERED VOTERS - TOTAL	67,654				
BALLOTS CAST - TOTAL	12,978		281	12,697	0
BALLOTS CAST - DEMOCRATIC	699	5.39	6	693	0
BALLOTS CAST - REPUBLICAN	12,279	94.61	275	12,004	0
VOTER TURNOUT - TOTAL		19.18			

	TOTAL VOTES	%	Optical	iVotronic	Flash Data
State Superintendent of Education					
Vote for 1					
Montrio M Belton Sr	88	13.33	0	88	0
Sheila C Gallagher	371	56.21	4	367	0
Jerry Govan.	49	7.42	0	49	0
Tom Thompson	152	23.03	2	150	0
Total	660		6	654	0
U.S. Senate					
Vote for 1					
Brad Hutto	464	71.38	5	459	0
Jay Stamper.	186	28.62	1	185	0
Total	650		6	644	0
U.S. Senate (Unexpired Term)					
Vote for 1					
Joyce Dickerson	437	68.17	6	431	0
Sidney Moore	140	21.84	0	140	0
Harry Pavilack.	64	9.98	0	64	0
Total	641		6	635	0
U.S. House of Representatives District 3					
Vote for 1					
Hosea Cleveland	175	26.72	1	174	0
Barbara Jo Mullis.	480	73.28	5	475	0
Total	655		6	649	0

	TOTAL VOTES	%	Optical	iVotronic	Flash Data
Lieutenant Governor					
Vote for 1					
Mike Campbell	2,582	22.22	56	2,526	0
Pat McKinney	3,335	28.70	93	3,242	0
Henry McMaster.	4,643	39.95	82	4,561	0
Ray Moore	1,062	9.14	20	1,042	0
Total	11,622		251	11,371	0
State Treasurer					
Vote for 1					
Brian Adams.	3,785	34.10	53	3,732	0
Curtis Loftis	7,315	65.90	184	7,131	0
Total	11,100		237	10,863	0
State Superintendent of Education					
Vote for 1					
Sally Atwater	2,260	19.92	56	2,204	0
Gary Burgess	1,390	12.25	35	1,355	0
Meka Bosket Childs	727	6.41	21	706	0
Amy Cofield.	472	4.16	9	463	0
Sheri Few	3,448	30.39	50	3,398	0
Don Jordan	574	5.06	10	564	0
Elizabeth Moffly	364	3.21	8	356	0
Molly Mitchell Spearman.	2,112	18.61	45	2,067	0
Total	11,347		234	11,113	0
Adjutant General					
Vote for 1					
James Breazeale	4,340	40.00	61	4,279	0
Bob Livingston.	6,509	60.00	164	6,345	0
Total	10,849		225	10,624	0
Commissioner of Agriculture					
Vote for 1					
Joe Farmer	4,200	37.93	69	4,131	0
Hugh E Weathers	6,874	62.07	164	6,710	0
Total	11,074		233	10,841	0
U.S. Senate					
Vote for 1					
Det Bowers	487	4.00	10	477	0
Lee Bright	1,829	15.00	20	1,809	0
Richard Cash	2,142	17.57	24	2,118	0
Bill Connor.	378	3.10	5	373	0
Benjamin Dunn	208	1.71	6	202	0
Lindsey Graham.	6,643	54.50	194	6,449	0
Nancy Mace	503	4.13	13	490	0
Total	12,190		272	11,918	0

	TOTAL VOTES	%	Optical	iVotronic	Flash Data
U.S. Senate (Unexpired Term)					
Vote for 1					
Tim Scott	10,607	90.46	236	10,371	0
Randall Young	1,118	9.54	21	1,097	0
Total	11,725		257	11,468	0
State House of Rep District 3					
Vote for 1					
Gary E Clary	1,716	56.52	58	1,658	0
Ed Harris	1,320	43.48	39	1,281	0
Total	3,036		97	2,939	0
State House of Rep District 4					
Vote for 1					
Davey Hiott.	2,772	59.37	42	2,730	0
Michelle Wiles.	1,897	40.63	22	1,875	0
Total	4,669		64	4,605	0
State House of Rep District 5					
Vote for 1					
Neal Collins	2,319	63.27	50	2,269	0
Harley Staton	339	9.25	6	333	0
Rick Tate	1,007	27.48	13	994	0
Total	3,665		69	3,596	0
Probate Judge					
Vote for 1					
H Mark Durham	4,745	42.94	85	4,660	0
Kathy Patterson Zorn.	6,305	57.06	145	6,160	0
Total	11,050		230	10,820	0

	TOTAL VOTES	%	Optical	iVotronic	Flash Data
Democratic Question 1					
Vote for 1					
Yes	484	70.97	5	479	0
No.	198	29.03	1	197	0
Total	682		6	676	0
Democratic Question 2					
Vote for 1					
Yes	496	72.51	3	493	0
No.	188	27.49	3	185	0
Total	684		6	678	0
Democratic Question 3					
Vote for 1					
Yes	587	85.32	4	583	0
No.	101	14.68	2	99	0
Total	688		6	682	0

	TOTAL VOTES	%	Optical	iVotronic	Flash Data
Republican Question 1					
Vote for 1					
Yes	9,672	82.14	186	9,486	0
No.	2,103	17.86	63	2,040	0
Total	11,775		249	11,526	0

Republican Question 2					
Vote for 1					
Yes	9,073	76.36	182	8,891	0
No.	2,809	23.64	70	2,739	0
Total	11,882		252	11,630	0

STATISTICS				
V O T E R E S I S T E R E A D	C A S T B A L L O T S L	B A L L O T S C	- D E M O C R A T I C	- L E S S R E P U B L I C A N S
Stone Church	1071	260	35	225
University	784	151	18	133
Morrison	1166	227	12	215
Abel	898	113	34	79
Calhoun	1160	131	6	125
Clemson	1521	404	24	380
Issaqueena	864	162	12	150
West Central	1160	75	7	68
North Central	984	174	13	161
Pike	935	175	16	159
Lawrence Chapel	1111	285	20	265
Norris	1072	185	11	174
Six Mile	1300	291	11	280
Six Mile Mountain	1313	301	16	285
Praters Creek	826	161	7	154
Mountain View	1194	195	7	188
Albert R Lewis	1181	248	8	240
Holly Springs	1315	305	16	289
Pumpkintown	1357	329	19	310
Griffin	1340	290	9	281
North Pickens	1251	270	13	257
West Pickens	1324	238	9	229
South Pickens	1111	166	15	151
East Pickens	1175	230	2	228
Glassy Mountain	1176	223	8	215
Cedar Rock	1131	234	4	230
Skelton	1095	221	1	220
Rices Creek	1184	224	14	210
West Liberty	1174	221	13	208
East Liberty	1041	182	7	175
Flat Rock	1171	180	8	172
Zion	1101	160	4	156
Smith Grove	826	106	5	101
Arial Mill	1023	181	5	176
Simpson	1228	95	26	69
Woodside	1333	219	20	199
Brushy Creek	1425	243	15	228
Pickensville	1027	178	4	174

STATISTICS				
V O T E R E S I S T E R E D	C A S T B A L L S L	B A L L S C A S T C	- L E T T E R S I S T C	- L E T T E R S I S T N
Easley	1165	188	10	178
Forest Acres	959	201	8	193
Crestview	1080	186	4	182
Sitton	1242	227	12	215
Rock Springs	1082	175	6	169
Saluda	1105	154	8	146
Crosswell	1347	207	6	201
Georges Creek	986	168	9	159
McKissick	1188	189	13	176
Vinland	962	138	6	132
Crossroads	1132	234	8	226
Dacusville	1006	202	8	194
Nine Forks	1128	262	8	254
South Central	1150	120	15	105
Crescent Hill	1175	311	15	296
North Liberty	1090	161	9	152
Pendleton	948	135	3	132
Fruit Mountain	839	132	6	126
Pope Field	899	123	7	116
Sheffield	1290	277	7	270
Tri County	531	87	6	81
McAlister	1062	136	10	126
Lenhardt	940	146	15	131
Absentee	0	756	23	733
Emergency	0	0	0	0
Failsafe	0	5	1	4
Provisional	0	15	1	14
Failsafe Provisional	0	10	1	9
TOTALS	67654	12978	699	12279

	State Superintendent of Education				U.S. Senate		U.S. Senate (Unexpired Term)			U.S. House of Representatives District 3	
	M B e l l M o n t r i o	C G a l l S h e h e r	J e r r y G o v a n	T o m T h o m p s o n	B r a d H u t t o	J a y S t a m p e r	J o y c e D i c k e r s o n	S i d n e y M o o r e	H a r r y P a v i l a c k	H o s e a C l e v e l a n d	J o B a r m u l l r a s
Stone Church	4	21	1	8	26	7	24	4	2	10	23
University	3	7	2	5	13	4	11	3	2	2	15
Morrison	0	5	2	5	10	1	7	2	3	1	11
Abel	5	25	1	1	16	16	19	11	2	16	17
Calhoun	1	2	0	2	5	1	4	0	1	0	5
Clemson	5	7	2	9	18	5	17	6	1	5	18
Issaqueena	6	6	0	0	7	5	11	1	0	2	10
West Central	0	6	0	1	5	2	3	1	2	2	5
North Central	0	5	1	6	7	4	11	0	0	3	8
Pike	2	5	2	5	10	5	11	3	1	4	11
Lawrence Chapel	1	10	1	8	13	5	12	4	2	0	17
Norris	1	6	3	0	5	5	4	2	4	3	8
Six Mile	0	6	2	3	7	4	10	1	0	2	9
Six Mile Mountain	3	9	0	3	12	3	11	3	1	1	14
Praters Creek	4	1	0	2	4	3	3	4	0	3	4
Mountain View	0	5	0	1	5	1	4	1	1	1	6
Albert R Lewis	1	3	1	3	6	2	3	3	2	1	7
Holly Springs	0	7	1	5	9	4	10	0	3	3	10
Pumpkintown	2	11	1	3	12	6	12	1	3	2	16
Griffin	1	5	1	2	7	2	5	3	1	5	4
North Pickens	2	7	0	3	9	3	7	4	1	3	9
West Pickens	2	6	1	0	6	1	4	2	1	3	5
South Pickens	1	9	1	3	11	3	7	7	0	7	8
East Pickens	0	1	0	0	2	0	2	0	0	0	1
Glassy Mountain	0	2	0	5	3	3	4	1	0	2	4
Cedar Rock	0	4	0	0	2	2	2	0	2	0	4
Skelton	0	0	0	1	1	0	1	0	0	0	1
Rices Creek	3	9	1	1	11	3	9	2	3	2	11
West Liberty	0	10	0	3	9	4	10	2	1	1	12
East Liberty	0	3	0	3	4	1	4	1	1	3	3
Flat Rock	0	5	2	0	5	2	5	2	0	5	3
Zion	0	3	0	1	3	1	3	1	0	4	0
Smith Grove	0	3	2	0	3	2	3	2	0	0	5
Arial Mill	1	3	0	1	5	0	1	3	1	1	4
Simpson	5	14	1	4	13	9	13	9	2	10	14
Woodside	3	11	1	4	15	4	15	4	0	4	15
Brushy Creek	3	5	1	5	10	3	11	2	0	5	9
Pickensville	2	1	0	0	2	2	2	0	1	0	4

	State Superintendent of Education				U.S. Senate		U.S. Senate (Unexpired Term)			U.S. House of Representatives District 3	
	M B e l t o n r i o	C G a l l a g h e r	J e r r y G o v a n	T o m T h o m p s o n	B r a d H u t t o	J a y S t a m p e r	J o y c e D i c k e r s o n	S i d n e y M o o r e	H a r r y P a v i l a c k	H o s e a C l e v e l a n d	J o B a r b a r a M u l l i s
Easley	0	6	1	3	7	3	8	0	2	2	8
Forest Acres	0	8	0	0	8	0	7	1	0	1	7
Crestview	0	2	0	2	3	1	3	1	0	0	4
Sitton	2	8	0	2	7	4	11	0	1	2	10
Rock Springs	2	1	2	1	4	1	2	4	0	5	1
Saluda	2	3	0	2	5	2	5	1	1	2	5
Crosswell	0	2	3	1	4	1	3	1	1	0	5
Georges Creek	2	7	0	0	7	2	6	2	0	2	7
McKissick	1	9	1	1	11	1	8	4	0	2	10
Vinland	0	3	0	1	5	0	4	0	0	0	4
Crossroads	0	4	0	3	6	1	3	4	0	3	4
Dacusville	0	4	0	4	7	1	5	1	2	2	6
Nine Forks	0	3	3	2	4	4	3	3	2	1	7
South Central	3	8	0	2	9	5	9	4	0	5	9
Crescent Hill	2	8	1	2	6	6	5	3	4	3	10
North Liberty	2	4	3	0	5	3	6	2	1	5	3
Pendleton	1	2	0	0	2	1	1	1	1	1	2
Fruit Mountain	1	4	0	1	3	3	4	2	0	3	3
Pope Field	1	3	0	3	5	2	4	1	2	1	6
Sheffield	1	3	0	2	5	1	5	1	0	2	4
Tri County	2	2	0	2	4	2	5	0	1	1	5
McAlister	0	8	1	1	5	5	7	2	1	2	8
Lenhardt	2	7	0	6	10	5	8	5	0	8	5
Absentee	3	13	3	4	20	3	18	2	1	5	16
Emergency	0	0	0	0	0	0	0	0	0	0	0
Failsafe	0	0	0	0	0	0	0	0	0	0	0
Provisional	0	0	0	1	0	1	1	0	0	1	0
Failsafe Provisional	0	1	0	0	1	0	1	0	0	0	1
TOTALS	88	371	49	152	464	186	437	140	64	175	480

	Lieutenant Governor				State Treasurer		State Superintendent of Education								Adjutant General		Commissioner of Agriculture	
	Mike Campbell	Pat McKinney	Henry McMaster	Ray Moore	Brian Adams	Curtis Loftis	Sally Attwater	Gary Burgess	Bosket Chikids Meeka	Amy Coffield	Sheri Few	Don Jordan	Elizabeth Mofley	Molly Spearmann	James Breazeale	Bob Livingston	Joe Farmer	Hugh Eathers
Stone Church	53	38	102	12	67	128	33	24	16	7	21	9	9	82	78	100	53	137
University	27	18	59	1	26	68	27	11	13	0	5	3	1	50	32	57	19	82
Morrison	52	31	87	25	60	128	38	22	11	3	28	14	4	68	70	100	49	142
Abel	21	15	31	5	28	41	14	7	9	1	4	8	2	28	37	29	31	40
Calhoun	29	20	43	7	31	63	21	16	6	2	5	6	8	38	33	54	28	64
Clemson	100	76	155	9	103	207	71	38	32	21	31	11	3	124	110	187	89	221
Issaqueena	43	17	64	4	37	85	18	12	23	6	13	8	4	52	45	70	34	92
West Central	16	16	28	7	27	33	10	4	8	1	10	3	6	16	21	33	20	42
North Central	40	33	66	11	52	99	26	21	16	6	48	7	5	22	54	92	55	97
Pike	38	28	68	8	44	93	20	24	15	2	25	8	11	38	49	80	41	95
Lawrence Chapel	54	59	116	22	86	149	46	36	18	7	59	4	8	63	91	130	88	151
Norris	36	47	71	13	69	90	27	30	11	6	54	13	4	20	70	90	63	97
Six Mile	52	62	117	41	108	153	58	34	14	8	96	10	9	34	115	143	102	154
Six Mile Mountain	54	69	117	33	91	170	37	22	19	8	138	12	7	28	100	161	98	172
Praters Creek	34	34	60	18	49	98	17	14	4	3	83	5	4	19	68	78	69	80
Mountain View	29	69	65	15	51	113	20	30	16	9	57	8	4	28	60	110	54	113
Albert R Lewis	60	53	94	20	75	144	33	37	9	5	104	11	6	20	106	115	77	147
Holly Springs	62	87	104	23	82	183	38	37	17	7	117	14	7	32	102	153	106	153
Pumpkintown	61	83	99	48	102	180	46	41	14	8	148	12	10	14	119	158	128	150
Griffin	64	90	91	26	98	157	40	32	16	6	119	11	5	33	100	152	122	134
North Pickens	45	83	96	26	75	168	44	44	12	7	89	17	4	26	111	126	108	132
West Pickens	53	76	72	16	80	134	31	20	8	18	91	7	5	37	91	119	74	134
South Pickens	28	54	51	9	37	95	32	12	4	6	44	11	6	21	61	72	55	81
East Pickens	55	53	96	16	62	144	41	18	9	6	82	20	6	30	72	129	72	136
Glassy Mountain	51	61	81	13	68	134	29	26	8	10	87	9	3	34	80	119	97	104
Cedar Rock	32	77	86	23	72	137	33	31	12	13	66	14	6	42	77	133	84	128
Skelton	43	59	87	20	65	140	45	18	15	6	76	8	5	28	71	127	74	123
Rices Creek	36	65	87	14	66	126	35	21	9	3	79	11	10	33	86	109	74	118
West Liberty	39	71	81	16	78	118	25	22	11	11	71	15	10	35	78	114	75	116
East Liberty	39	54	61	15	68	98	31	13	12	8	70	5	8	24	81	85	70	98
Flat Rock	34	42	73	12	48	106	23	26	15	10	42	11	6	30	53	98	65	90
Zion	31	43	53	18	49	86	34	20	1	11	27	5	9	28	46	86	58	75
Smith Grove	16	30	37	13	43	46	24	9	4	7	36	2	0	10	41	50	36	55
Arial Mill	32	55	61	21	65	95	28	26	6	3	64	8	5	24	75	85	75	84
Simpson	19	19	23	5	17	46	16	9	4	5	16	2	4	9	34	29	22	40
Woodside	43	66	68	17	64	120	52	25	8	6	50	6	10	33	72	107	74	105
Brushy Creek	52	67	85	15	80	125	45	14	16	17	58	16	7	32	72	121	62	132
Pickensville	41	44	68	18	68	95	46	16	8	7	45	12	5	27	73	91	81	83

	Lieutenant Governor				State Treasurer		State Superintendent of Education									Adjutant General		Commissioner of Agriculture	
	Mike Campbell	Pat McKinney	Henry McMaster	Ray Moore	Brian Adams	Curtis Loftis	Sally Atwater	Gary Burgess	Bosket Childs	Amy Coffield	Sheri Few	Don Jordan	Elizabethly	Molly Spearmann	James Breazeale	Bob Livingston	Joe Farmer	Hugh Eathers	
Basley	35	38	71	17	54	102	35	30	8	5	36	8	7	30	53	100	64	93	
Forest Acres	42	49	85	12	56	120	42	23	8	10	33	10	6	45	63	113	68	111	
Crestview	45	38	78	15	60	105	43	17	11	11	29	10	4	43	66	91	48	114	
Sitton	56	56	66	22	62	130	50	20	13	13	52	6	5	35	74	109	67	121	
Rock Springs	31	51	68	15	47	113	36	28	11	10	53	5	4	17	55	105	61	96	
Saluda	31	33	64	13	39	94	34	13	8	7	31	7	3	29	60	73	58	76	
Crosswell	27	78	67	23	63	120	50	20	10	8	63	7	4	23	81	101	59	124	
Georges Creek	37	41	54	18	46	103	25	20	12	12	43	8	4	22	65	80	58	85	
McKissick	25	65	73	10	53	111	49	16	11	4	30	10	2	48	53	108	51	111	
Vinland	27	43	42	16	34	92	34	13	14	4	37	8	8	9	54	67	50	77	
Crossroads	43	67	73	29	68	135	40	17	15	9	81	8	4	32	78	118	80	126	
Dacusville	33	64	70	23	49	127	46	15	9	15	59	8	7	21	78	95	63	113	
Nine Forks	58	76	90	23	86	154	53	33	13	11	71	9	7	44	94	142	101	140	
South Central	25	24	42	7	35	59	18	23	12	3	19	6	3	13	43	48	37	55	
Crescent Hill	61	88	111	19	85	183	65	32	13	9	94	13	5	47	106	159	103	170	
North Liberty	40	41	50	11	52	89	21	18	4	2	52	8	7	28	57	81	53	85	
Pendleton	34	33	44	14	48	73	38	14	5	3	34	5	3	19	49	68	60	62	
Fruit Mountain	23	30	49	21	35	82	20	15	12	6	36	5	3	21	41	72	54	59	
Pope Field	25	42	37	11	42	69	26	6	6	6	28	8	4	25	41	65	41	69	
Sheffield	58	75	103	21	73	172	68	35	10	10	45	17	8	51	77	164	86	158	
Tri County	15	18	33	11	29	43	7	6	2	2	28	6	2	20	24	48	37	35	
McAlister	16	35	59	10	35	80	37	10	7	3	21	5	6	30	44	69	40	72	
Lenhardt	25	38	50	15	50	69	27	14	8	10	26	6	6	21	55	60	51	68	
Absentee	154	236	253	47	184	479	138	85	56	28	179	34	25	122	185	467	217	444	
Emergency	0	0	0	0	0	0	0	0	0	0	0	0	0	0	0	0	0	0	
Failsafe	0	2	1	1	1	3	0	0	0	0	2	0	1	1	1	3	3	1	
Provisional	1	8	4	0	4	8	2	2	0	0	4	1	0	4	3	8	4	7	
Failsafe Provisional	1	2	3	3	4	5	0	3	0	1	4	0	0	0	6	3	4	5	
TOTALS	2582	3335	4643	1062	3785	7315	2260	1390	727	472	3448	574	364	2112	4340	6509	4200	6874	

	U.S. Senate						U.S. Senate (Unexpired Term)		State House of Rep District 3		State House of Rep District 4		State House of Rep District 5			Probate Judge		
	D e t B o w e r s	L e e B r i g h t	R i c h a r d C a s h	B i l l C o n n o r	B e n j a m i n D u n n	L i n d s e y G r a h a m	N a n c y M a c e	T i m S c o t t	R a n d a l l Y o u n g	G a r y E c l a r y	E d H a r r i s	D a v e y H i o t t	M i c h e l l e W i l e s	N e a l C o l l i n s	H a r l e y S t a t o n	R i c k T a t e	H M a r k D u r h a m	P a t t e r s o n K a t h y Z o r n
Stone Church	11	11	21	5	7	160	10	193	22	138	82						82	98
University	2	4	8	0	3	108	4	99	14	96	32						41	61
Morrison	4	14	18	2	5	160	8	182	19	124	82						75	106
Abel	4	7	8	0	5	52	1	53	19	52	25						34	32
Calhoun	0	4	10	2	5	95	6	101	10	68	51						46	47
Clemson	2	20	28	10	9	294	10	311	30	232	128						138	167
Issaqueena	4	7	11	6	3	115	2	125	12	96	49						52	67
West Central	3	9	4	3	1	46	2	54	9	28	38						26	32
North Central	5	12	15	3	6	105	15	141	16	90	70						76	78
Pike	5	5	27	2	6	103	10	133	13	91	64						55	78
Lawrence Chapel	7	18	58	3	16	152	11	224	28	125	135						107	125
Norris	6	24	28	1	11	101	0	149	17	67	81	11	8				55	107
Six Mile	13	23	50	5	22	154	11	225	42	144	132						102	165
Six Mile Mountain	3	31	51	4	21	171	4	254	22	133	147						125	136
Praters Creek	7	15	32	10	1	82	5	131	17			98	53				63	80
Mountain View	10	35	30	8	4	86	14	163	19	54	55	31	35				71	93
Albert R Lewis	14	37	52	3	3	123	7	205	32	0	0	143	88				96	132
Holly Springs	21	45	40	12	2	158	11	251	29			178	102				109	141
Pumpkintown	14	74	53	22	5	122	18	273	28			142	155				140	133
Griffin	17	55	55	12	2	122	18	243	26			162	109				114	147
North Pickens	9	32	44	11	0	143	16	225	22			156	98				110	133
West Pickens	7	40	46	5	3	118	9	196	21			137	85				88	122
South Pickens	10	22	16	9	0	79	10	120	21			109	39				46	91
East Pickens	9	41	29	2	3	132	10	198	17			149	73				75	136
Glassy Mountain	11	34	51	8	1	104	6	176	32			93	62	14	11	29	93	114
Cedar Rock	4	45	55	12	1	99	13	196	27					130	13	78	106	106
Skelton	14	32	45	1	4	116	7	185	19			108	105				79	124
Rices Creek	5	38	32	8	1	118	7	190	14			115	90				58	138
West Liberty	17	33	40	5	3	101	7	178	21			119	85				70	127
East Liberty	10	26	31	3	1	93	9	158	13			85	85				46	123
Flat Rock	3	20	29	12	4	89	13	144	19	14	25						53	109
Zion	6	28	37	6	1	69	6	139	9					60	22	35	70	58
Smith Grove	8	27	16	4	0	42	3	80	14					91	15	37	37	55
Arial Mill	11	22	41	8	2	88	3	153	16					53	12	27	85	79
Simpson	5	17	9	0	0	35	3	59	6			69	101				23	42
Woodside	7	30	32	9	2	109	9	175	18					45	7	13	76	104
Brushy Creek	8	35	52	6	2	116	8	196	24					123	17	49	84	114
Pickensville	5	24	21	13	1	95	15	151	16					169	8	37	78	89

	U.S. Senate							U.S. Senate (Unexpired Term)	State House of Rep District 3		State House of Rep District 4		State House of Rep District 5			Probate Judge		
	D e t B o w e r s	L e e B r i g h t	R i c h a r d C a s h	B i l l C o n n o r	B e n j a m i n D u n n	L i n d s e y G r a h a m	N a n c y M a c e	T i m S c o t t	R a n d a l l Y o u n g	G a r y E d w i n g	E d H a r r i s	D a v e y H i o t t	M i c h e l l e W i l l e s	N e a l C o l l i n s	H a r l e y S t a t o n	R i c k T a t e	H M a r k D u r h a m	P a t t e r s o n K a t h y n
Easley	12	28	33	4	0	95	6	147	19					103	16	47	68	91
Forest Acres	5	23	40	2	3	116	3	165	23					134	14	40	69	104
Crestview	3	20	30	10	0	109	9	168	11					121	10	43	65	92
Sitton	4	43	37	9	0	111	9	194	13					108	14	69	79	106
Rock Springs	7	33	44	7	3	67	7	156	12					75	14	75	107	55
Saluda	4	25	38	6	1	67	3	120	19								68	69
Crosswell	10	79	28	4	1	72	7	185	10								89	93
Georges Creek	4	39	31	7	1	65	9	133	17					76	23	47	59	83
McKissick	10	23	39	4	0	90	7	159	9					130	6	33	67	97
Vinland	4	40	29	3	1	50	5	122	8					69	21	32	59	61
Crossroads	13	54	54	8	0	89	6	196	19			108	108				88	111
Dacusville	13	52	37	4	2	76	10	171	14			89	97				83	87
Nine Forks	15	55	47	12	4	111	10	229	17			141	104				122	117
South Central	2	12	14	3	6	61	6	84	14	50	49						42	55
Crescent Hill	12	26	46	9	3	186	10	257	21			245	46				105	171
North Liberty	11	28	21	7	0	77	8	138	8			86	59				39	104
Pendleton	4	21	32	4	4	59	7	114	13					75	18	31	47	71
Fruit Mountain	6	20	42	0	2	53	1	111	9					79	15	27	46	69
Pope Field	5	23	22	2	1	58	4	103	10					85	9	19	49	57
Sheffield	8	33	45	4	3	162	15	244	15					188	16	52	109	141
Tri County	5	23	15	4	0	30	4	76	3					18	0	12	43	26
McAlister	7	23	24	6	1	58	7	118	8					62	16	44	49	66
Lenhardt	6	37	27	5	0	51	5	119	11					74	14	33	58	60
Absentee	12	71	137	16	6	463	23	646	60	114	74	196	108	131	13	41	238	418
Emergency	0	0	0	0	0	0	0	0	0	0	0	0	0	0	0	0	0	0
Failsafe	0	0	1	2	0	1	0	4	0	0	0	1	1	1	0	1	2	2
Provisional	3	1	2	1	0	7	0	11	1	0	1	1	1	3	1	3	7	6
Failsafe Provisional	1	1	2	0	0	4	1	8	1								4	4
TOTALS	487	1829	2142	378	208	6643	503	10607	1118	1716	1320	2772	1897	2319	339	1007	4745	6305

	Democratic Question 1		Democratic Question 2		Democratic Question 3	
	Y e s	N o	Y e s	N o	Y e s	N o
Stone Church	20	14	22	13	31	4
University	12	6	10	8	18	0
Morrison	6	6	8	4	11	1
Abel	23	11	26	7	28	6
Calhoun	3	3	3	3	6	0
Clemson	18	6	14	10	19	5
Issaqueena	9	3	10	2	10	2
West Central	5	2	6	0	6	1
North Central	8	3	7	6	11	1
Pike	7	7	7	8	10	5
Lawrence Chapel	13	7	14	5	19	1
Norris	9	2	8	3	10	1
Six Mile	8	3	9	2	10	1
Six Mile Mountain	11	3	13	3	15	1
Praters Creek	5	2	4	3	6	1
Mountain View	4	3	1	6	7	0
Albert R Lewis	5	3	7	1	7	1
Holly Springs	11	5	11	5	12	4
Pumpkintown	12	6	15	4	19	0
Griffin	6	3	8	1	6	3
North Pickens	12	0	8	3	9	3
West Pickens	8	0	7	1	8	0
South Pickens	10	4	13	2	10	5
East Pickens	1	1	0	2	2	0
Glassy Mountain	3	4	3	2	3	3
Cedar Rock	4	0	4	0	4	0
Skelton	0	1	1	0	1	0
Rices Creek	12	2	9	5	13	1
West Liberty	12	1	13	0	10	3
East Liberty	5	2	5	2	6	1
Flat Rock	5	3	5	3	7	1
Zion	3	1	3	1	3	1
Smith Grove	5	0	5	0	4	1
Arial Mill	5	0	5	0	4	1
Simpson	22	4	25	1	22	4
Woodside	11	9	12	8	20	0
Brushy Creek	14	1	14	1	14	1
Pickensville	4	0	3	1	4	0

	Democratic Question 1		Democratic Question 2		Democratic Question 3	
	Y e s	N o	Y e s	N o	Y e s	N o
Easley	6	4	8	2	9	1
Forest Acres	6	2	7	1	7	1
Crestview	3	1	2	2	4	0
Sitton	7	5	8	4	11	1
Rock Springs	5	1	5	1	5	1
Saluda	8	0	6	2	5	3
Crosswell	5	1	4	2	4	2
Georges Creek	5	4	5	4	8	1
McKissick	9	3	11	1	10	2
Vinland	4	1	5	0	5	0
Crossroads	6	2	6	2	8	0
Dacusville	7	1	7	1	7	1
Nine Forks	7	1	7	1	7	1
South Central	8	7	7	8	14	1
Crescent Hill	12	3	11	4	13	1
North Liberty	6	3	7	1	5	3
Pendleton	0	3	1	2	2	1
Fruit Mountain	6	0	6	0	6	0
Pope Field	5	2	5	2	5	2
Sheffield	5	2	6	1	5	2
Tri County	5	1	6	0	6	0
McAlister	6	4	7	3	9	1
Lenhardt	6	8	9	4	6	8
Absentee	15	6	11	12	20	3
Emergency	0	0	0	0	0	0
Failsafe	0	1	0	1	1	0
Provisional	0	1	0	1	0	1
Failsafe Provisional	1	0	1	0	0	1
TOTALS	484	198	496	188	587	101

	Republican Question 1		Republican Question 2	
	Y e s	N o	Y e s	N o
Stone Church	125	87	115	98
University	65	56	64	61
Morrison	146	59	128	76
Abel	47	28	45	31
Calhoun	66	52	77	42
Clemson	227	120	212	143
Issaqueena	83	59	80	61
West Central	52	12	44	17
North Central	136	16	120	36
Pike	105	46	97	58
Lawrence Chapel	192	61	181	76
Norris	151	17	126	45
Six Mile	235	34	212	61
Six Mile Mountain	231	45	214	62
Praters Creek	138	12	106	42
Mountain View	136	46	143	41
Albert R Lewis	196	35	191	43
Holly Springs	236	42	227	53
Pumpkintown	262	38	260	46
Griffin	231	40	230	43
North Pickens	215	29	196	55
West Pickens	185	34	161	60
South Pickens	121	25	114	33
East Pickens	186	30	172	47
Glassy Mountain	183	24	163	49
Cedar Rock	183	36	184	36
Skelton	187	27	169	45
Rices Creek	171	34	159	48
West Liberty	180	24	166	37
East Liberty	137	33	129	44
Flat Rock	138	28	136	32
Zion	133	15	123	24
Smith Grove	82	15	81	19
Arial Mill	148	20	141	30
Simpson	61	6	50	19
Woodside	163	29	159	37
Brushy Creek	175	41	170	47
Pickensville	147	16	126	38

	Republican Question 1		Republican Question 2	
	Y e s	N o	Y e s	N o
Basley	137	32	128	43
Forest Acres	137	47	133	55
Crestview	143	34	135	45
Sitton	166	36	157	45
Rock Springs	147	19	133	33
Saluda	130	15	117	25
Crosswell	178	22	167	31
Georges Creek	128	25	127	29
McKissick	146	25	144	30
Vinland	106	20	108	20
Crossroads	190	25	178	39
Dacusville	174	17	161	30
Nine Forks	218	30	214	33
South Central	79	24	77	23
Crescent Hill	239	47	208	78
North Liberty	126	21	128	19
Pendleton	112	17	99	33
Fruit Mountain	109	16	103	22
Pope Field	103	10	84	29
Sheffield	216	43	188	74
Tri County	56	22	54	25
McAlister	101	21	99	22
Lenhardt	104	19	99	26
Absentee	548	144	539	162
Emergency	0	0	0	0
Failsafe	4	0	3	1
Provisional	13	0	11	2
Failsafe Provisional	7	1	8	0
TOTALS	9672	2103	9073	2809

